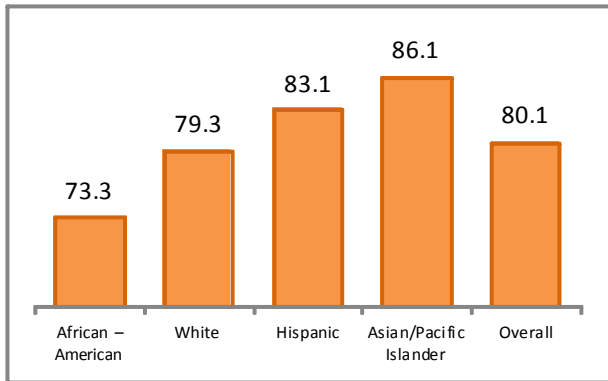


Race & Ethnicity and Death & Dying in California

Racial and ethnic minorities are fast becoming a larger share of the U.S. population, and California is on the forefront of this change. Culture and ethnicity can play a crucial role in the type

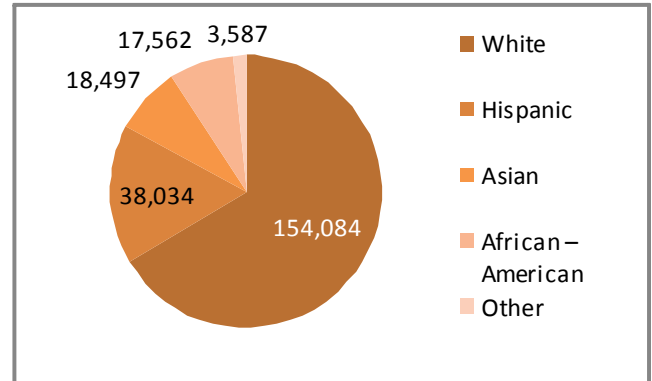
of care a person receives towards end-of-life. This fact-sheet provides an overview of who is dying in California and attitudes and experiences with death and dying in the state.

Life Expectancy by Race/Ethnicity, 2010¹



Average life expectancy is a broad measure of the health of a population. In California, Asian/Pacific Islanders have the longest life expectancy, six years over the average for the state.

Deaths by Race/Ethnicity, 2009²

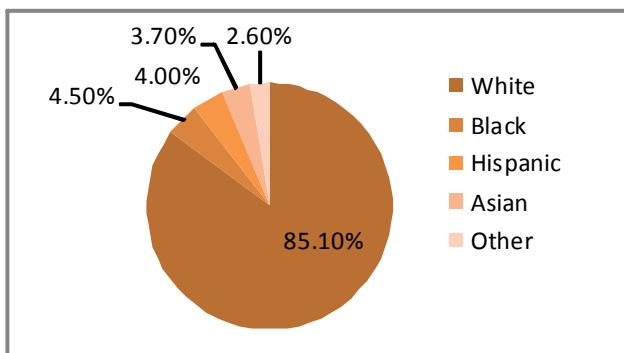


Since mortality rates are higher for older adults, the number of deaths for a racial/ethnic group is determined primarily by the group's age distribution. Because the majority of Californians over 65 are White, this group has the highest number of deaths.

Leading Causes of Death by Race/Ethnicity in California, 2009³

	No. 1 cause	No. 2 cause	No. 3 cause
White	Heart Disease	Cancer	Chronic Lower Respiratory Disease
Hispanic	Cancer	Heart Disease	Accidents
Asian	Cancer	Heart disease	Stroke
African-American	Heart disease	Cancer	Stroke

Deaths in Hospice Care by Race/Ethnicity, 2010⁴



Sources

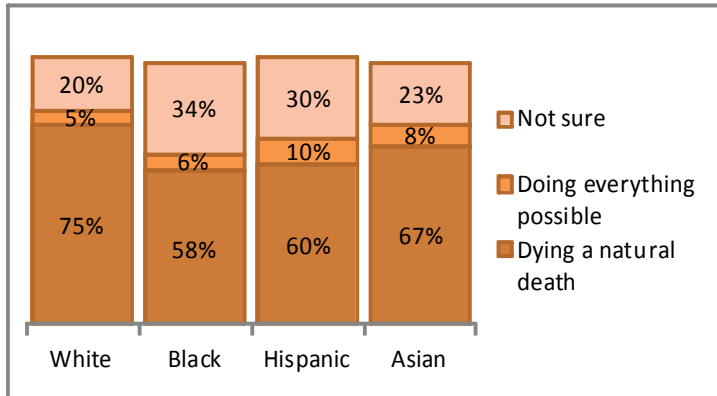
1. American Human Development Project of the Social Science Research Council, *A Portrait of California: California Human Development Report*, 2011, Health in California Today.
2. CA Department of Public Health, Death Statistical Data Tables, Table 5-18. Deaths by sex and race/ethnic group. CA Counties and selected city health departments, 2009.
3. CA Department of Health Services, Death Statistical Data Tables, Table 5-8, Major Causes of Death by Race/Ethnic Group & Sex, CA, 2009.
4. Medicare Beneficiaries, California Hospice and Palliative Care Association, *CA State Hospice Data Report*, 2012.

The Final Chapter:

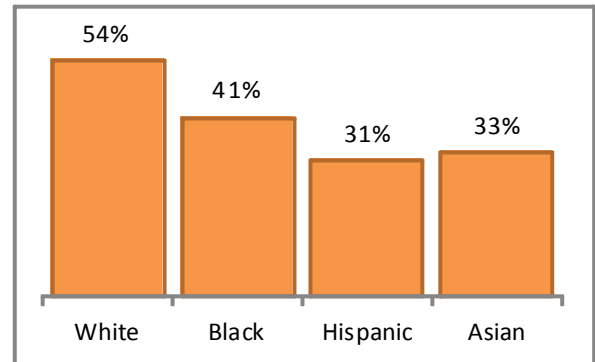
Californians' Attitudes & Experiences with Death & Dying

The following charts are the results of a survey conducted in October and November 2011 among a representative sample of 1,669 Californians 18 years and older, including 393 respondents who have lost a loved one in the past 12 months.

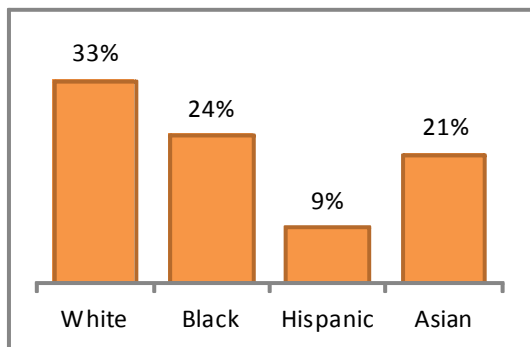
Preferences around Prolonging Life



Discussed End-of-Life Wishes with Loved One

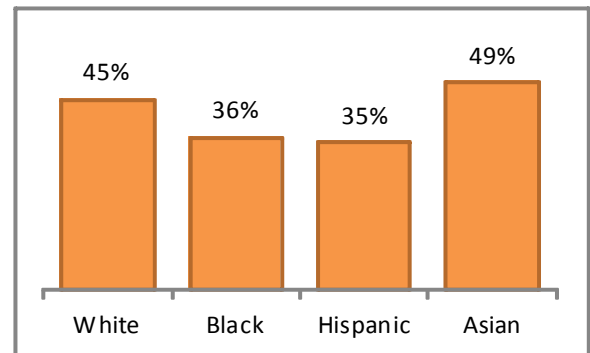


Wishes Regarding Medical Treatment Are in a Written Document

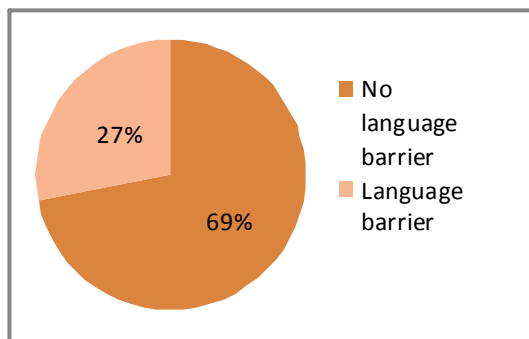


Barriers to Discussing Wishes with Loved One

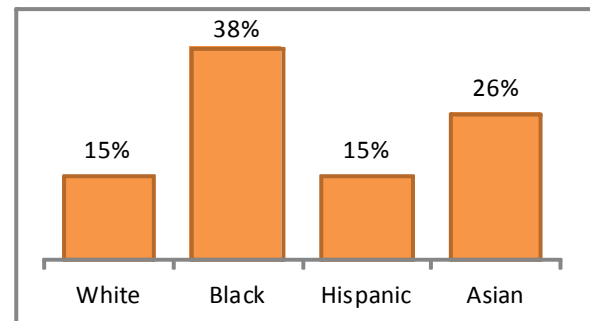
1. Too many other things to worry about right now.



Language a Barrier to Loved Ones Getting the Best Possible Care



2. Don't want to think about death or dying.



The Final Chapter: Californians' Attitudes & Experiences with Death & Dying was developed by the California HealthCare Foundation in collaboration with the Coalition for Compassionate Care of California and Lake Research Partners. To see the entire report, visit www.chcf.org.

Coalition for Compassionate Care of California

1331 Garden Highway, Suite 100

Sacramento, CA 95833

916.489.2222 www.CoalitionCCC.org info@coalitionccc.org